




























Mayfield Place Summary Rent & Income Schedule

Bedroom Size	Monthly Rent *		Household Size	Annual Household Income *
One Bedroom	\$1,002 - \$1,212		1 Person	From \$34,518 - \$46,920
One Bedroom	\$1,002 - \$1,212		2 People	From \$34,518 - \$53,580
Two Bedroom	\$1,198 - \$1,449		2 People	From \$41,448 - \$53,580
Two Bedroom	\$1,198 - \$1,449		3 People	From \$41,448 - \$60,300
Two Bedroom	\$1,198 - \$1,449		4 People	From \$41,448 - \$66,960
Three Bedroom	\$1,381 - \$1,671		3 People	From \$47,883 - \$60,300
Three Bedroom	\$1,381 - \$1,671		4 People	From \$47,883 - \$66,960
Three Bedroom	\$1,381 - \$1,671		5 People	From \$47,883 - \$72,360
Three Bedroom	\$1,381 - \$1,671		6 People	From \$47,883 - \$77,700

Mayfield Place Detailed Rent & Income Schedule

Bedroom Size	Monthly Rent *	Household Size		Annual Household Income *
One Bedroom	\$1,002		1 Person	From \$34,518 - \$39,100
One Bedroom	\$1,212		1 Person	From \$41,448 - \$46,920
One Bedroom	\$1,002		2 People	From \$34,518 - \$44,650
One Bedroom	\$1,212		2 People	From \$41,448 - \$53,580
Two Bedroom	\$1,198		2 People	From \$41,448 - \$44,650
Two Bedroom	\$1,449		2 People	From \$49,731 - \$53,580
Two Bedroom	\$1,198		3 People	From \$41,448 - \$50,250
Two Bedroom	\$1,449		3 People	From \$49,731 - \$60,300
Two Bedroom	\$1,198		4 People	From \$41,448 - \$55,800
Two Bedroom	\$1,449		4 People	From \$49,731 - \$66,960
Three Bedroom	\$1,381		3 People	From \$47,883 - \$50,250
Three Bedroom	\$1,671		3 People	From \$57,453 - \$60,300
Three Bedroom	\$1,381		4 People	From \$47,883 - \$55,800
Three Bedroom	\$1,671		4 People	From \$57,453 - \$66,960
Three Bedroom	\$1,381		5 People	From \$47,883 - \$60,300
Three Bedroom	\$1,671		5 People	From \$57,453 - \$72,360
Three Bedroom	\$1,381		6 People	From \$47,883 - \$64,750
Three Bedroom	\$1,671		6 People	From \$57,453 - \$77,700

* Note: Income limits and rents are subject to change based on changes in Area Median Income as published by HUD